
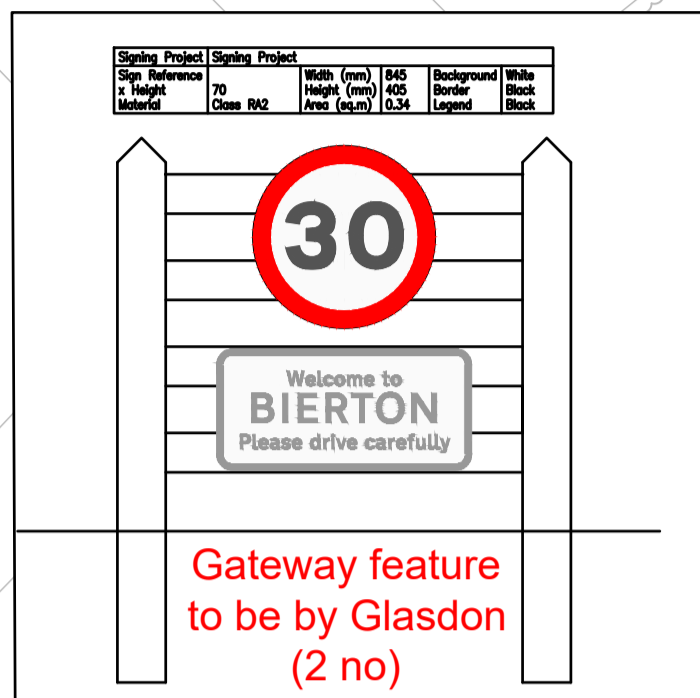



Cont'd on Drawing 12-005-511

- NOTES**
1. This drawing is to be read in conjunction with the relevant specification and the following drawings:- 12-005-501 to 12-005-509 and 12-005-511 - General Arrangement Layouts.
  2. All materials and workmanship shall comply fully with the Manual of Contract Documents for Highways Works, Specification for Highways Works Volume 1 and the Buckinghamshire County Council Specification for Road Construction and Standard Details.
  3. Refer to drawings 12-005-512 to 12-005-522 inclusive for Site Clearance Plans.
  4. Refer to drawings 12-005-523 to 12-005-533 inclusive for Surface Finishes Plans.
  5. Refer to drawings 12-005-534 to 12-005-544 for the Existing Services Plans.
  6. Do NOT scale from this drawing. Work from figured dimensions and Setting Out information ONLY.

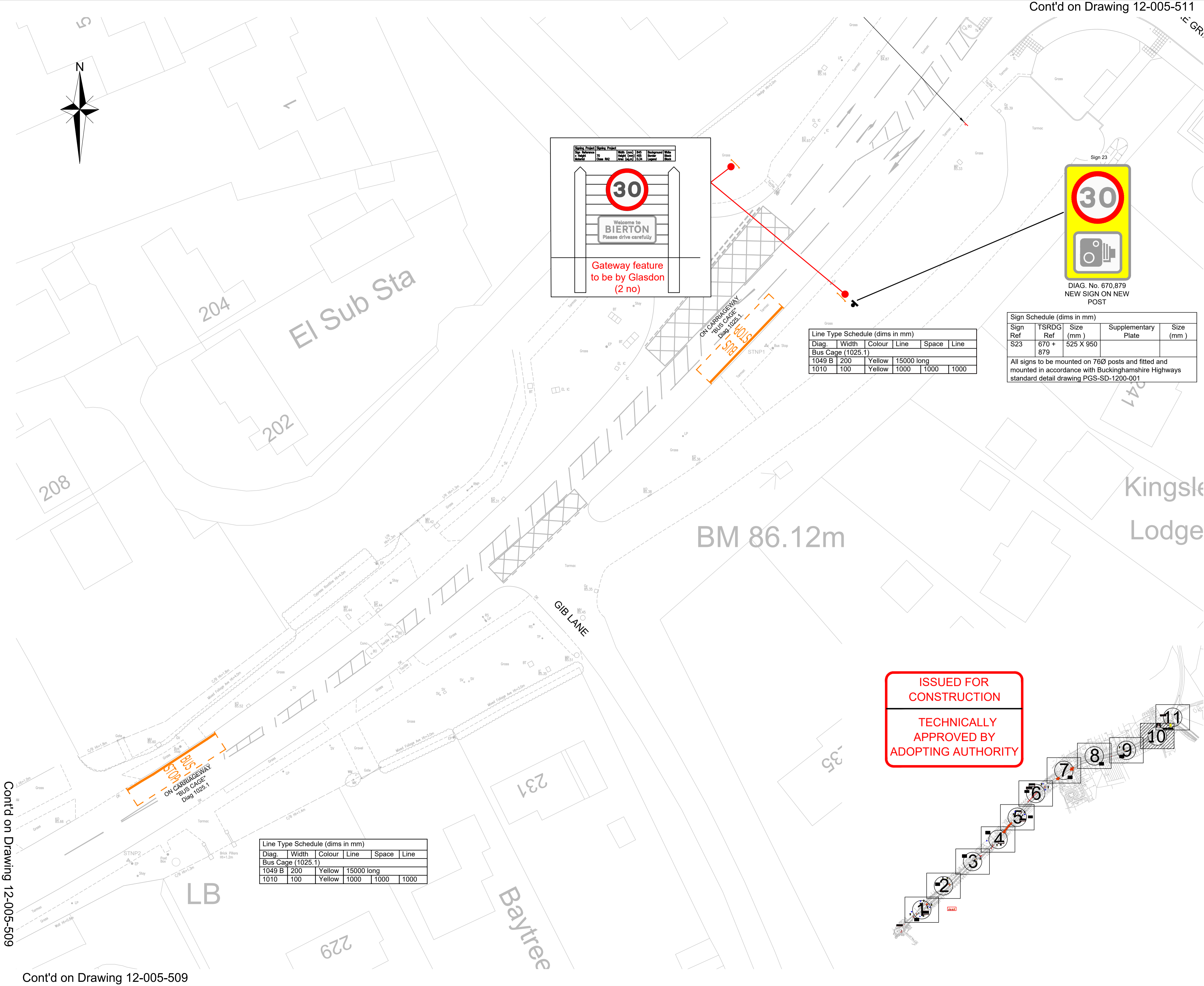


DIAG. No. 670.879  
NEW SIGN ON NEW POST

| Line Type Schedule (dims in mm) |       |        |            |       |      |
|---------------------------------|-------|--------|------------|-------|------|
| Diag.                           | Width | Colour | Line       | Space | Line |
| Bus Cage (1025.1)               |       |        |            |       |      |
| 1049 B                          | 200   | Yellow | 15000 long |       |      |
| 1010                            | 100   | Yellow | 1000       | 1000  | 1000 |

| Sign Schedule (dims in mm) |           |           |                     |           |
|----------------------------|-----------|-----------|---------------------|-----------|
| Sign Ref                   | TSRDG Ref | Size (mm) | Supplementary Plate | Size (mm) |
| S23                        | 670 + 879 | 525 X 950 |                     |           |

All signs to be mounted on 76Ø posts and fitted and mounted in accordance with Buckinghamshire Highways standard detail drawing PGS-SD-1200-001



| Line Type Schedule (dims in mm) |       |        |            |       |      |
|---------------------------------|-------|--------|------------|-------|------|
| Diag.                           | Width | Colour | Line       | Space | Line |
| Bus Cage (1025.1)               |       |        |            |       |      |
| 1049 B                          | 200   | Yellow | 15000 long |       |      |
| 1010                            | 100   | Yellow | 1000       | 1000  | 1000 |

Cont'd on Drawing 12-005-509

Cont'd on Drawing 12-005-509

| Rev | Amendments  | Dm | Chk | App | Date    |
|-----|---|----|-----|-----|---------|
| E   | Amended following discussions with BC highways          | EV | GG  | GC  | Mar 25  |
| D   | Gateway feature details added                           | EV | GG  | GC  | Oct 24  |
| C   | Issued for Construction - Technically approved          | EV | GG  | GC  | July 24 |
| B   | Notes added as ballooned                                | EV | GG  | GC  | July 24 |
| A   | Amended following Technical Comments 2 from BC highways | EV | GG  | GC  | July 24 |



Landmark House Station Road Hook Hampshire RG27 9HA 01296 68420 enquiries@c-a.uk.com www.c-a.uk.com

Issued by  Park House Park Farm East Malling Trust Estate Braintree Lane Aylesford Kent MK29 6SN 01752 449766

Job Title  
**Kingsbrook, Aylesbury  
Bierton Traffic Calming Measures**

Drawing Title  
**General Arrangement Layout  
10 of 11**

Client  
**BDW North Thames Ltd**

| Scale               | Date             | Designed |
|---------------------|------------------|----------|
| 1:250 @ A1          | Jan 24           | GG       |
| Drawn               | Checked          | Approved |
| EV                  | GW               | GAC      |
| Job No              | C & A Drawing No | Rev      |
| 12-005              | 12-005-510       | E        |
| Client Drawing No   |                  |          |
| 12-005-H6700-D2-510 |                  |          |